

FOR RELEASE MARCH 15, 2022

Black Catholics in America

Most Black Catholic churchgoers are racial minorities in their congregations, unlike White and Hispanic Catholics – and Black Protestants

BY *Jeff Diamant, Besheer Mohamed and Joshua Alvarado*

FOR MEDIA OR OTHER INQUIRIES:

Besheer Mohamed, Senior Researcher

Anna Schiller, Senior Communications Manager

Kelsey Beveridge, Communications Associate

202.419.4372

www.pewresearch.org

RECOMMENDED CITATION

Pew Research Center, March 15, 2022, “Black Catholics in America”

About Pew Research Center

Pew Research Center is a nonpartisan, nonadvocacy fact tank that informs the public about the issues, attitudes and trends shaping the world. It does not take policy positions. The Center conducts public opinion polling, demographic research, computational social science research and other data-driven research. It studies politics and policy; news habits and media; the internet and technology; religion; race and ethnicity; international affairs; social, demographic and economic trends; science; research methodology and data science; and immigration and migration. Pew Research Center is a subsidiary of The Pew Charitable Trusts, its primary funder.

© Pew Research Center 2022

How we did this

The goal of this report is to delve into the religious experiences of Black Catholics. It's a follow-up to a February 2021 report, "[Faith Among Black Americans](#)," that examined the role of religion in the lives of Black Americans as a whole. Both reports rely on data from a Pew Research Center survey of 8,660 Black adults (ages 18 and older), including 562 Black Catholics, conducted from Nov. 19, 2019, to June 3, 2020. The survey was designed with a very large sample to allow researchers to dig into subgroups, such as Black Catholics, that are too small to be analyzed in most national surveys.

How did we define the racial/ethnic categories used in this report? Black adults are respondents who identify as Black or African American, including those who identify as both Black *and* Hispanic, or as Black *and* another race (such as Black and White, or Black and Asian American). The White adults category includes only single-race, non-Hispanic, White respondents. In general, Hispanic adults can be any race. But in this report, people who identify as both Black and Hispanic are included in the Black category, and *not* in the Hispanic category, to ensure that no respondent is counted in more than one category.

To obtain a large, nationally representative sample of Black Americans, the "Faith Among Black Americans" survey drew from four sources: Pew Research Center's American Trends Panel (conducted online), NORC's AmeriSpeak panel (conducted online or by phone), Ipsos' KnowledgePanel (conducted online) and a national cross-sectional survey by the Center (conducted online and by mail). For more information, see the Methodology. The exact wording of the questions used in this analysis can be found [here](#).

In addition to the 2019-2020 survey described in "Faith Among Black Americans," some analysis in this report draws on an annual profile survey conducted Aug. 3-16, 2020, among members of the Center's American Trends Panel. Details about methods used for ATP surveys are available [here](#).

Acknowledgments

This report is a collaborative effort based on the input and analysis of the following individuals. Find related reports online at pewresearch.org/religion.

Primary Researcher

Besheer Mohamed, *Senior Researcher*

Research Team

Alan Cooperman, *Director of Religion Research*
Gregory A. Smith, *Associate Director of Research*
Joshua Alvarado, *Research Assistant*
Kiana Cox, *Research Associate*
Becka A. Alper, *Senior Researcher*
Justin Nortey, *Research Assistant*

Methods Team

Courtney Kennedy, *Director of Survey Research*
Andrew Mercer, *Senior Research Methodologist*
Nick Bertoni, *Senior Panel Manager*
Nick Hatley, *Research Analyst*
Arnold Lau, *Research Analyst*

Editorial and Graphic Design

Jeff Diamant, *Senior Writer/Editor*
Michael Lipka, *Editorial Manager*
Rebecca Ann Leppert, *Editorial Assistant*
Bill Webster, *Senior Information Graphics Designer*

Communications and Web Publishing

Stacy Rosenberg, *Associate Director, Digital*
Travis Mitchell, *Digital Producer*
Anna Schiller, *Senior Communications Manager*
Kelsey Beveridge, *Communications Associate*

Pew Research Center is grateful to Tia Noelle Pratt, director of Mission Engagement & Strategic Initiatives and assistant professor of Sociology at Villanova University, for providing feedback on this report. Pratt was part of a panel of expert advisers who gave advice on all stages of this study of religion among Black Americans, along with R. Khari Brown, associate professor of sociology at Wayne State University; Ryon J. Cobb, assistant professor of sociology at the University of Georgia; Yolanda Pierce, professor and dean at Howard University School of Divinity; Dr. W. Franklyn Richardson, chairman of the Conference of National Black Churches; Josef Sorett, professor of religion and African American and African diaspora studies and chair of the religion department at Columbia University; and Eric Williams, curator of religion for the Smithsonian National Museum of African American History and Culture.

Black Catholics in America

Most Black Catholic churchgoers are racial minorities in their congregations, unlike White and Hispanic Catholics – and Black Protestants

Black Catholics are a minority in the United States in numerous ways. They comprise a small share of Black adults (6%) and an even smaller share of Catholic adults (4%). Still, there are approximately 3 million Black Catholics in the U.S., and the group received media attention after [Wilton Gregory](#), the archbishop of Washington, D.C., became the first Black American cardinal in 2020.

A recent [Pew Research Center study](#) designed to capture the diversity of Black American religious life offers new insights into Black Catholics' religious habits and experiences, finding that their experiences at parishes and at Mass are often distinctive from those of other U.S. Catholics. It also shows that their religious beliefs and practices differ from those of Black Protestants.

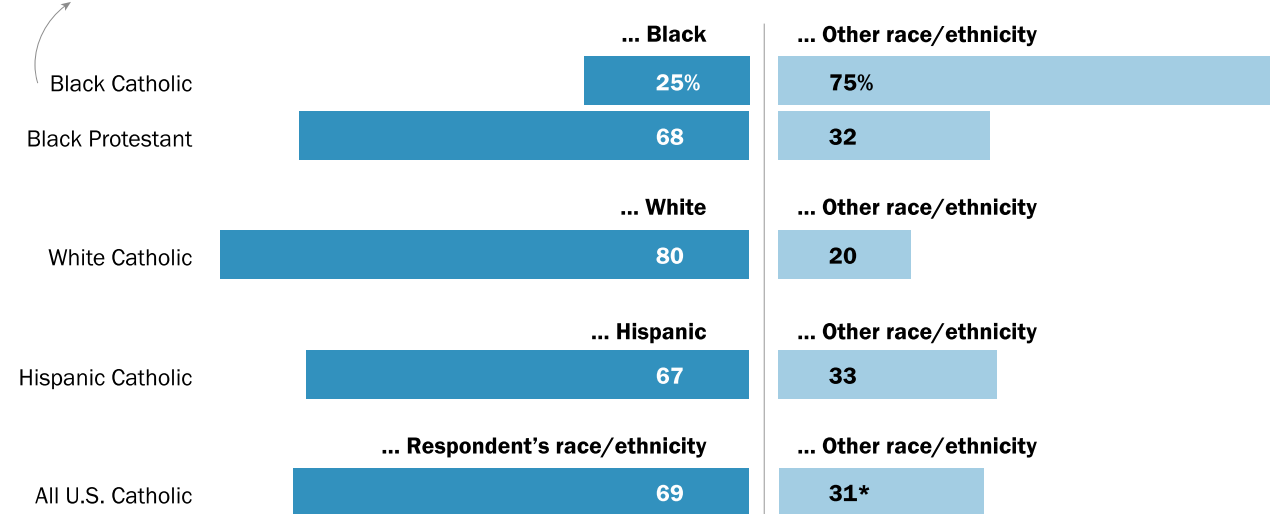
One way the religious experience of Black Catholics stands out is that they are a lot less likely than White or Hispanic Catholics – who together make up the vast majority of U.S. Catholics – to worship in parishes where most people share their race or ethnicity.

Just 25% of Black Catholics who attend Mass at least a few times a year report that they typically go to a Mass where most other attendees are Black. That compares with 80% of White Catholic churchgoers who worship where most attendees are White and 67% of Hispanic Catholic church attenders who worship where most attendees are Hispanic.

In this way, Black Catholics also tend to have very different experiences than Black Protestants, who make up the majority of Black Christians in the U.S. About two-thirds of Black Protestants who attend church at least a few times a year (68%) say they routinely worship where most other attendees are Black. Many Black Protestants belong to historically Black Protestant denominations, such as the [National Baptist Convention](#) and the [African Methodist Episcopal Church](#), which were formed during the 19th century when Black Americans could not freely worship elsewhere. Others attend nondenominational Black congregations or Black congregations in majority White denominations.

Relatively few Black Catholic churchgoers worship where most attendees are Black

% of ___ church attenders who typically attend a parish/church where most other attendees are ...



Note: Based on those who attend religious services at least a few times a year. All respondents who identify as Black – including those who also identify as another race, or as Hispanic – are categorized as Black. Respondents in all other categories only include those who do not also identify as Black. The “other race/ethnicity” column includes those who say no one racial group makes up a majority of their congregation and those who say most people in their congregation have a race/ethnicity other than White, Black, Hispanic or Asian American, as well as those who decline to answer the question about the racial composition of their parish.

*Includes 2% of U.S. Catholic Mass attenders who describe their own race as “mixed” or as something other than White, Black, Asian American or Hispanic.

Source: Survey conducted Nov. 19, 2019-June 3, 2020, among U.S. adults.

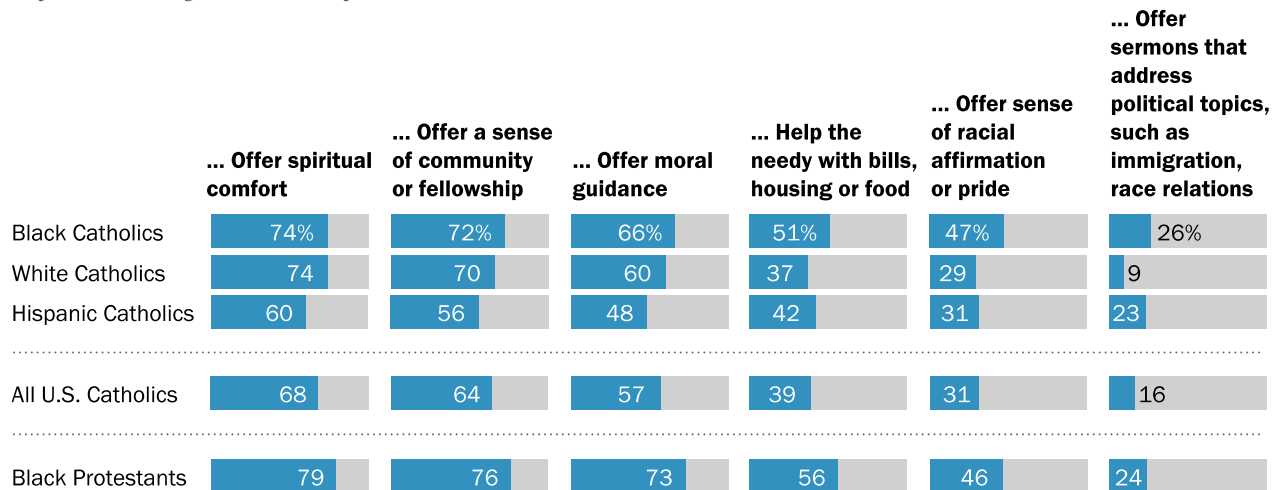
“Black Catholics in America”

PEW RESEARCH CENTER

While relatively few Black Catholics attend predominantly Black parishes, Black Catholics express some distinctive preferences and expectations about their congregations. For example, they are more likely than White or Hispanic Catholics to say they think it is essential that churches offer a sense of racial affirmation, as well as to say it is essential that churches assist people who need help with bills, housing or food. And Black (40%) and Hispanic Catholics (42%) are more likely than White Catholics (18%) to say it is essential that churches teach practical job and life skills, and that they offer sermons that address political topics such as immigration and race relations.

Black Catholics more inclined than White and Hispanic Catholics to say churches should offer a sense of racial affirmation

% of ___ who say it is essential for churches to ...



Note: All respondents who identify as Black – including those who also identify as another race, or as Hispanic – are categorized as Black. Respondents in all other categories only include those who do not also identify as Black.

Source: Survey conducted Nov. 19, 2019-June 3, 2020, among U.S. adults.

“Black Catholics in America”

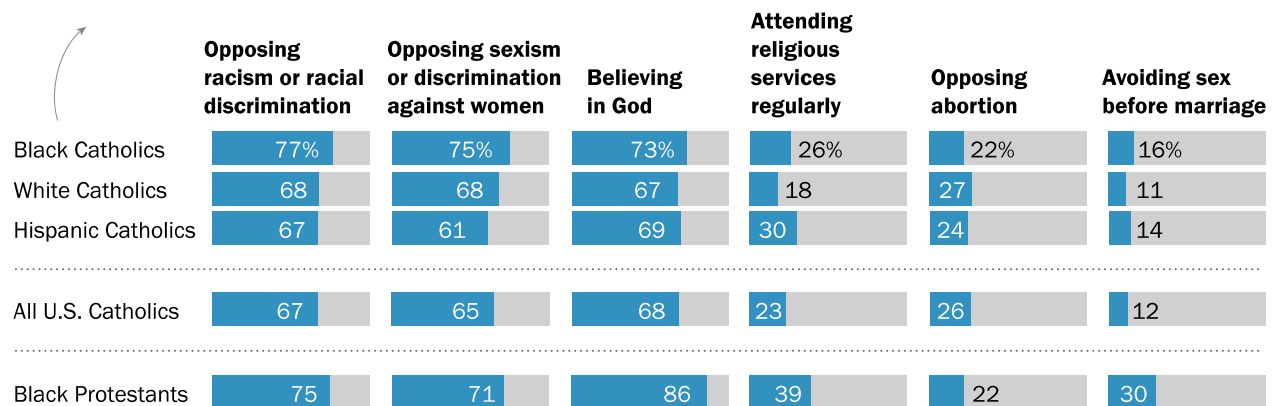
PEW RESEARCH CENTER

In addition, the majority of Black Catholics say that opposing racism is important to how they think about being Christian. About three-quarters of Black Catholics (77%) say opposition to racism is essential to what being Christian means to them. Most Black Catholics also say opposition to sexism (75%) and believing in God (73%) are essential to what being Christian means to them, while much smaller shares say attending religious services regularly (26%), opposing abortion (22%) and avoiding sex before marriage (16%) are essential to their Christian faith.

Black Catholics are a little more likely than White or Hispanic Catholics to say that opposing racism and sexism are essential to what being a faithful Christian means to them. They are about as likely as Black Protestants to say that opposing discrimination is essential to their faith, but they are somewhat *less* likely than Black Protestants to view regular church attendance, belief in God and avoiding sex before marriage as essential to their religious identity.

Three-quarters of Black Catholics say opposing racism is essential to their faith

% of ___ who say each of the following is essential to what being Christian means to them



Note: All respondents who identify as Black – including those who also identify as another race, or as Hispanic – are categorized as Black. Respondents in all other categories only include those who do not also identify as Black.

Source: Survey conducted Nov. 19, 2019-June 3, 2020, among U.S. adults.

“Black Catholics in America”

PEW RESEARCH CENTER

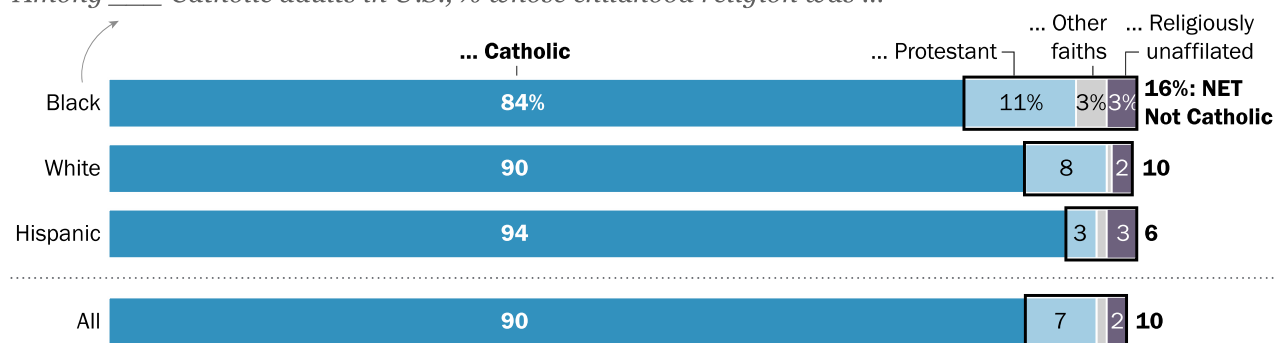
Movement into and out of Catholicism

The survey finds that 16% of Black Catholics are converts to the faith – people who identify as Catholic now, though they were raised in another religious tradition or as religiously unaffiliated. The share of Black Catholics who are converts to Catholicism is higher than the share of White or Hispanic Catholics who are converts.

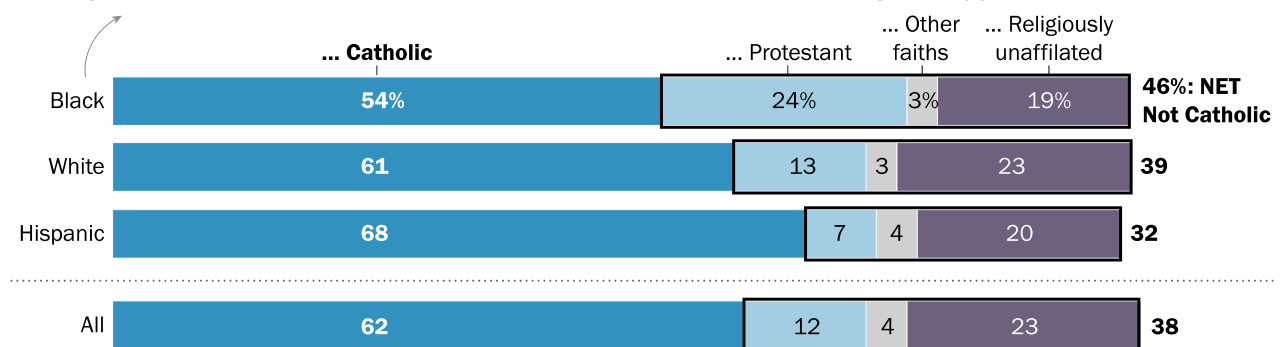
That said, the share of Black Americans who were raised as Catholics and *remain* Catholics is lower than the corresponding shares of Hispanic and White Catholics. Roughly half of Black adults who were raised Catholic still identify as Catholic (54%), compared with 61% of White adults and 68% of Hispanic adults who were raised as Catholics and still identify with the faith.

About half of Black adults who were raised Catholic are still Catholic

Among ___ Catholic adults in U.S., % whose childhood religion was ...



Among ___ U.S. adults who were raised as Catholics, % who currently identify as ...



Note: All respondents who identify as Black – including those who also identify as another race, or as Hispanic – are categorized as Black. Respondents in all other categories only include those who do not also identify as Black. The “other faiths” category includes those who decline to answer the question about their religious identity.

Source: Survey conducted Nov. 19, 2019-June 3, 2020, among U.S. adults.

“Black Catholics in America”

PEW RESEARCH CENTER

Furthermore, the survey shows that among Black adults, there are more people who have left Catholicism than have come to the faith. Overall, 4% of Black Americans say they were raised Catholic and no longer identify as such, while 1% of Black adults are converts to Catholicism.

A similar pattern prevails among U.S. Catholics as a whole. The Center's [2014 Religious Landscape Study](#) found that 13% of all U.S. adults are former Catholics – people who left Catholicism after having been raised in the church – while 2% of U.S. adults have become Catholic after being raised in another religion (or no religion). The same study found that Catholicism had experienced the greatest net losses due to religious switching of any Christian religious tradition in the U.S. as of 2014.

These are among the key findings of a new Pew Research Center analysis of the characteristics of Black Catholics. The analysis draws largely on a survey conducted Nov. 19, 2019–June 3, 2020, among a nationally representative sample of 13,234 adults, including 8,660 Black Americans. The survey was designed to capture the diversity of Black religious life in the U.S., allowing for a detailed look at the religious views and experiences of Black subgroups. A broad overview of the survey's findings is available in the 2021 report "[Faith Among Black Americans](#)." While this new analysis focuses specifically on Black Catholics, it also incorporates data on White and Hispanic Catholics, as well as on Black Protestants, for comparison purposes.

While Protestantism historically has dominated the Black religious landscape in the U.S., Catholicism has long had a significant presence among Black Americans. For example, [Pierre Toussaint](#), a leader in New York City charities in the 1800s, was the first lay Catholic buried in the crypt of that city's St. Patrick's Cathedral. The Black Catholic population grew in the early and mid-20th century when Black Americans [migrated](#) from the rural South to cities across the country with large preexisting Catholic populations and, in many cases, strong parochial school systems. In more recent years, [immigration from Africa and the Caribbean](#) further boosted the Black Catholic population.¹

¹ For more, see Davis, Cyprian. 1990. "The History of Black Catholics in the United States." Also see Cressler, Matthew J. 2017. "Authentically Black and Truly Catholic: The Rise of Black Catholicism in the Great Migration."

Attendance and experiences at Mass for Black Catholics

The Center's new analysis finds that Black Catholics are about as likely as other Catholics to attend Mass at least once a week: Roughly a quarter of Black and Hispanic Catholics say they attend Mass at least weekly, as do 31% of White Catholics. And Black Catholics are less likely than White Catholics to say they seldom or never attend Mass.

While the share of Black Catholics who attend Mass weekly is similar to that of other Catholics, the survey suggests that their experiences while *at* Mass differ from those of White and Hispanic Catholics in certain ways.

Roughly a quarter of Black Catholics go to Mass at least weekly, similar to other Catholics

% of ____ who say they go to Mass ...

	Black Catholics	White Catholics	Hispanic Catholics	All U.S. Catholics	Black Protestants
	%	%	%	%	%
At least weekly	27	31	27	28	42
Once or twice a month	13	8	12	11	12
A few times a year	27	21	24	22	19
Seldom/never	32	40	36	38	25

Note: All respondents who identify as Black – including those who also identify as another race, or as Hispanic – are categorized as Black. Respondents in all other categories only include those who do not also identify as Black. Those who did not answer the question about religious attendance are not shown.

Source: Data for Black Catholics and Black Protestants are from a survey conducted Nov. 19, 2019-June 3, 2020, among U.S. adults. All other figures based on U.S. adults are from a survey conducted Aug. 3-16, 2020.

"Black Catholics in America"

PEW RESEARCH CENTER

Black Catholics who attend Mass at least a few times a year are more likely than their White counterparts to say they attend services where other attendees often or sometimes call out “amen” or other expressions of praise (66% vs. 33%). They are also more likely than White Catholic churchgoers to say their experiences at least sometimes include two practices often associated with a charismatic style of worship: speaking or praying in tongues (29% vs. 9%) and jumping, shouting and

dancing spontaneously during the service (24% vs. 2%). At the same time, among churchgoers, Black Catholics are somewhat less likely than Hispanic Catholics to experience people calling out “amen” and speaking in tongues at Mass, and they are *much* less likely than Black Protestants to say these things are typically present at their worship services.

Black Catholics also travel farther to get to their services – 41% of Black Catholic attenders report traveling more than 15 minutes to get to their parish, compared with smaller shares among White (26%) and Hispanic (30%) Catholics.

And the services attended by Black Catholics tend to be longer than those attended by White Catholics. Roughly a third of Black Catholic attenders (36%) say the services at their parish typically last at least 1.5 hours, as do 31% of Hispanic Catholics. By contrast, just 9% of White Catholics say the Masses they attend generally last 90 minutes or longer. Majorities in all three groups say their services are an hour or less, though Black (62%) and Hispanic (68%) Catholics are less likely than White Catholics (91%) to say this.

At the same time, Black Catholics tend to have shorter services than Black Protestants. The vast majority of Black Protestant churchgoers (80%) say the services they attend typically last 90 minutes or more.

Two-thirds of Black Catholic churchgoers say Masses they attend include people calling out ‘amen’ or other expressions of approval

Among those who say they attend religious services at least a few times a year, % of ___ who say the religious services they attend include each of the following at least sometimes

	Black Catholics	White Catholics	Hispanic Catholics	All U.S. Catholics	Black Protestants
	%	%	%	%	%
People calling out “amen”	66	33	83	56	94
Speaking in tongues	29	9	42	24	52
Jumping, shouting or dancing	24	2	23	12	68

Note: All respondents who identify as Black – including those who also identify as another race, or as Hispanic – are categorized as Black. Respondents in all other categories only include those who do not also identify as Black.

Source: Survey conducted Nov. 19, 2019-June 3, 2020, among U.S. adults. “Black Catholics in America”

PEW RESEARCH CENTER

What Black Catholics report hearing from the pulpit differs in many cases from what other Catholics say they hear in sermons. For example, Black Catholics are more likely than White and Hispanic Catholics to say they heard a sermon, lecture or group discussion in the past year about race relations or criminal justice reform. Roughly four-in-ten Black Catholics report having heard a discussion at church about race relations or racial inequity during the 12 months prior to the survey, compared with 29% of Hispanic Catholics and 18% of White Catholics.

At the same time, Black Catholics are less likely to say they heard sermons on abortion than are White and Hispanic Catholics. Roughly a third of Black Catholics (35%) say they heard a sermon, lecture or discussion about abortion in the 12 months prior to the survey, compared with half of White (50%) and Hispanic (51%) Catholics.

Black Catholics are less likely than Hispanic Catholics, but more likely than White Catholics, to have heard sermons or discussion about immigration at church.

If they had to find a new church, nearly all Black Catholics say finding a “welcoming” congregation would be either very important (76%) or somewhat important (16%) to their choice. A similar share say it would be very (75%) or somewhat (20%) important for the parish to offer sermons that are inspiring.

By comparison, only about a third of Black Catholics say that having most of the other attendees share their race would be at least somewhat important (32%) to their choice of a new church, while two-thirds say it would be “not too” (30%) or “not at all” important (36%). Black Catholics give similar priority to finding a congregation where most of the clergy share their race.

Upwards of nine-in-ten Black Catholics say they would prioritize welcoming atmosphere, inspiring sermons if looking for a new congregation

Among ____, % who say that each of the following would be at least somewhat important if they were looking for a new congregation

	Black Catholics %	White Catholics %	Hispanic Catholics %	All U.S. Catholics %	Black Protestants %
The sermons are inspiring	94	91	85	89	95
The congregation is welcoming	93	94	87	91	96
Most other attendees share your race or ethnicity	32	17	24	20	36
Most senior religious leaders share your race or ethnicity	28	13	23	18	37

Note: All respondents who identify as Black – including those who also identify as another race, or as Hispanic – are categorized as Black. Respondents in all other categories only include those who do not also identify as Black.

Source: Survey conducted Nov. 19, 2019-June 3, 2020, among U.S. adults. “Black Catholics in America”

PEW RESEARCH CENTER

Personal devotion

While Black Catholics attend Mass at rates similar to White and Hispanic Catholics, the survey finds higher levels of individual religious practice among Black Catholics by some measures.

About six-in-ten Black Catholics (59%) say they pray at least once a day, while roughly half (49%) say that religion is very important in their lives. Black Catholics are somewhat more likely than White and Hispanic Catholics to say they pray every day, and somewhat more likely than White Catholics to say religion is very important to them.

Black Catholics also are more likely than other Catholics to

rely “a lot” on prayer for guidance in major life decisions. Nearly half of Black Catholics (48%) say they do this, compared with around four-in-ten Hispanic Catholics (37%) and about a third of White Catholics (32%).

There are additional differences by race and ethnicity when it comes to reading scripture outside of religious services. Three-in-ten Black Catholics say they do this at least once a week, compared with 16% of White Catholics and 18% of Hispanic Catholics. Black Catholics also are more likely than White Catholics to say the Bible should be taken literally (28% vs. 12%).

While Black Catholics tend to be more religious than White Catholics on these measures, they tend to be *less* religious than Black Protestants, who are much more likely to pray at least daily (73%), to say religion is very important in their lives (73%) and to read scripture at least once a week (51%).

Black Catholics more likely than other Catholics to pray daily and to say they rely on prayer for guidance

% of ____ who say ...

	Black Catholics	White Catholics	Hispanic Catholics	All U.S. Catholics	Black Protestants
	%	%	%	%	%
They pray at least once a day	59	51	49	50	73
Religion is very important to them	49	42	48	43	73
They rely a lot on prayer when making decisions	48	32	37	35	67
They read scripture outside of services at least once a week	30	16	18	17	51
They believe Bible should be taken literally	28	12	28	18	56
They rely a lot on religious leaders when making decisions	12	7	13	9	23

Note: All respondents who identify as Black – including those who also identify as another race, or as Hispanic – are categorized as Black. Respondents in all other categories only include those who do not also identify as Black.

Source: Estimates for prayer frequency and religion’s important among White Catholics, Hispanic Catholics, and all U.S. Catholics are from a survey conducted Aug. 3-16, 2020. All other estimates from a survey conducted Nov. 19, 2019-June 3, 2020, among U.S. adults. “Black Catholics in America”

PEW RESEARCH CENTER

Social and political views

While the Roman Catholic Church opposes abortion, most Black Catholics (71%) say it should be legal in all or most cases. This is a higher level of support for legal abortion than is seen among U.S. Catholics who are Hispanic (60%) or White (56%).

Black Catholics also are more likely than White Catholics to say they believe that immigrants strengthen society. More than eight-in-ten Black (86%) and Hispanic (87%) Catholics say that immigrants “strengthen our country because of their hard work and talents,” compared with 56% of White Catholics who say this.

Asked whether homosexuality should be accepted by society, Black Catholics (78%) are about as likely as White (76%) and Hispanic (84%) Catholics to say that it should. Black Catholics are much more likely than Black Protestants (57%) to take this position.

Seven-in-ten Black Catholics say abortion should be legal in all or most cases

% of ___ who say ...

	Black Catholics %	White Catholics %	Hispanic Catholics %	All U.S. Catholics %	Black Protestants %
Abortion should be legal in all or most cases	71	56	60	58	65
Immigrants strengthen our country because of their hard work and talents	86	56	87	69	78
Homosexuality should be accepted by society	78	76	84	78	57

Note: All respondents who identify as Black – including those who also identify as another race, or as Hispanic – are categorized as Black. Respondents in all other categories only include those who do not also identify as Black.

Source: Survey conducted Nov. 19, 2019-June 3, 2020, among U.S. adults.

“Black Catholics in America”

PEW RESEARCH CENTER

Age, U.S. region and country of origin

Demographically, the Black Catholic population falls in the middle of the White Catholic and Hispanic Catholic populations when it comes to age: Black Catholics are older than Hispanic Catholics but younger than White Catholics. For example, about half of Black Catholic adults are under age 50 (52%), compared with 71% of Hispanic Catholics and 30% of White Catholics.

Looking at the Black Catholic population regionally within the U.S., there are more Black Catholics in the South than in any other region. Overall, 45% of Black Catholics in the U.S. live in the South, while roughly three-in-ten (29%) live in the Northeast. An additional 15% live in the West, and 11% live in the Midwest.

Overall, Black Catholics are younger than White Catholics but older than Hispanic Catholics

	Black Catholics	White Catholics	Hispanic Catholics	All U.S. Catholics	Black Protestants
<i>% who are ages...</i>	%	%	%	%	%
NET Under 50	52	30	71	48	48
18-29	17	7	30	17	15
30-49	35	23	41	31	33
NET 50 or older	47	69	28	51	52
50-64	26	33	19	27	31
65+	21	36	9	24	21
<i>% who live in the...</i>					
Northeast	29	34	11	25	14
Midwest	11	28	8	20	17
South	45	24	44	32	60
West	15	13	37	23	9

Note: All respondents who identify as Black – including those who also identify as another race, or as Hispanic – are categorized as Black. Respondents in all other categories only include those who do not also identify as Black. Those who did not answer the question about their age are not shown.

Source: Data for Black Catholics and Black Protestants are from a survey conducted Nov. 19, 2019-June 3, 2020, among U.S. adults. All other figures based on U.S. adults are from a survey conducted Aug. 3-16, 2020.

“Black Catholics in America”

PEW RESEARCH CENTER

Around two-thirds of Black Catholics (68%) were born in the U.S., versus 40% of Hispanic Catholics and 94% of White Catholics. The most common regions of origin for Black Catholic immigrants are sub-Saharan Africa (where 12% of all Black Catholics in the U.S. were born), the Caribbean (11%) and other parts of the Americas (5%).

The survey also shows that Catholicism has a [greater presence among Black immigrants](#) than among U.S.-born Black adults. One-in-five Black immigrants from sub-Saharan Africa say they are Catholic, as do 15% of Black immigrants from the Caribbean. By comparison, just 5% of U.S.-born Black adults identify as Catholic.

Black Catholics more likely than White Catholics, less likely than Hispanic Catholics to be born outside U.S.

% of ____ who say they were born in ...

	Black Catholics	White Catholics	Hispanic Catholics	All U.S. Catholics	Black Protestants
	%	%	%	%	%
United States	68	94	40	72	91
Caribbean	11	-	-	<1	4
Americas (excluding U.S./Caribbean)	5	1	55	21	<1
Europe	1	4	<1	2	<1
Sub-Saharan Africa	12	-	-	<1	3
Other regions	2	1	5	4	1
	100	100	100	100	100

Note: Figures may not add to 100% due to rounding. "Other regions" includes those who did not answer the question. All respondents who identify as Black – including those who also identify as another race, or as Hispanic – are categorized as Black. Respondents in all other categories only include those who do not also identify as Black.

Source: Survey conducted Nov. 19, 2019-June 3, 2020, among U.S. adults.

"Black Catholics in America"

PEW RESEARCH CENTER

Methodology

This analysis is part of Pew Research Center’s most comprehensive, in-depth exploration of religion among Black Americans. Its centerpiece is a nationally representative survey of 8,660 Black adults (ages 18 and older), featuring questions designed to examine Black religious experiences. Responses were collected from Nov. 19, 2019, to June 3, 2020, but most respondents completed the survey between Jan. 21 and Feb. 10, 2020. Findings from the survey were first reported in the 2021 report “[Faith Among Black Americans](#).” The Center recruited such a large sample to be able to examine the diversity of the U.S. Black population, allowing for this detailed look at Black Catholics.

Throughout this report, those who are counted as Black adults include not just respondents who identify as only Black, but also those who identify as both Black *and* Hispanic, or as Black *and* another race (such as Black and White, or Black and Asian American). This is consistent with the analysis used in the 2021 report. The White adults category used in this report includes only single-race, non-Hispanic White respondents, consistent with the Center’s previous analyses. Hispanic adults can be any non-Black race. Among Black Catholics in the survey, 16% identify as Hispanic and 7% identify as both Black and another race. Respondents who identify as both Black and Hispanic are not included in the Hispanic category, in order to ensure no respondent is included in more than one category. This decision has very little impact on the findings for Hispanics, since only 3% of all Hispanic adults in the sample, and 2% of Hispanic Catholics, identify as Black or African American.

Respondents to the Nov. 19, 2019-June 3, 2020, survey were recruited from four nationally representative sources: Pew Research Center’s American Trends Panel (conducted online), NORC’s AmeriSpeak panel (conducted online or by phone), Ipsos’ KnowledgePanel (conducted online) and a national cross-sectional survey by the Center (conducted online and by mail). For more information, see the [Methodology](#) section of “Faith Among Black Americans.” The exact wording of the questions used in this analysis can be found [here](#).

For this report, the weights for non-Black respondents were trimmed at the 99.8th percentile instead of the 95th percentile that was used in the 2021 report. This was done to improve the quality of comparisons between Catholics of different racial and ethnic backgrounds.

In addition to the 2019-2020 survey described in “Faith Among Black Americans,” some analysis in this report draws on an annual profile survey conducted Aug. 3-16, 2020, among members of the Center’s American Trends Panel. Details about methods used for ATP surveys are available [here](#).

Sample sizes and margins of error for the groups analyzed in this report are included in the accompanying table. In addition to sampling error, one should bear in mind that question wordings and practical difficulties in conducting surveys can introduce error or bias into the findings of opinion polls.

Sample sizes and margins of error for groups analyzed in 'Black Catholics in America'

Among all respondents in survey conducted Nov. 19, 2019-June 3, 2020

	Sample size	Margin of error (+/-)
All U.S. Catholics	1,633	3.8 percentage points
Black Catholics	562	6.0 percentage points
White Catholics	554	4.7 percentage points
Hispanic Catholics	473	7.0 percentage points
Black Protestants	5,784	1.8 percentage points

Among respondents in survey conducted Nov. 19, 2019-June 3, 2020, who attend religious services at least a few times a year

	Sample size	Margin of error (+/-)
All U.S. Catholics	1,049	4.8 percentage points
Black Catholics	373	7.4 percentage points
White Catholics	316	6.2 percentage points
Hispanic Catholics	331	8.6 percentage points
Black Protestants	4,485	2.0 percentage points

Among respondents in survey conducted Aug. 3-16, 2020

	Sample size	Margin of error (+/-)
All U.S. Catholics	2,800	3.2 percentage points
White Catholics	1,599	3.6 percentage points
Hispanic Catholics	985	6.7 percentage points

"Black Catholics in America"

PEW RESEARCH CENTER
